

Welcome to the KinderStart Orientation Meeting!



Wednesday, January 11th, 2012

Agenda

- Welcome and Introductions
 - Mrs. Elaine Harris, Principal
- Program Overview
 - Mrs. Elaine Harris
- Schedule
 - Mme. Carolyn Barrington, Kindergarten Teacher (FI)
- KinderStart Bag
 - Mrs. Carol Bonnell, Kindergarten Teacher (English)
 - **Student Dress: Elaine Harris**
- École Mary Queen of Peace School and Sign-up Explanation - Mme/Ms. Johanna Power, Kindergarten Teacher (FI/Eng.)
- Bussing
 - Mrs. Denise Cleary



What is KinderStart?

- The “KinderStart” program is a Department of Education program which helps provide orientation for children and parents for entry to school.



What Is Involved?

- The program is made up of four one hour sessions in the year prior to Kindergarten entry.
- Some of these sessions are for the children alone and some are for parents and children.
- During the last two sessions, parents/caregivers will participate in presentations/workshop sessions on issues relating to child development.



Why Be Involved?

- Through the program, and the home activities associated with the program, your child will develop a comfort level and positive attitude towards coming to school and starting kindergarten. Hence, he/she will be better prepared for




Kindergarten

KinderStart Schedule

- The KinderStart Program consists of 4 sessions.
 - During sessions 1 and 2 (January and February) parent and student attend: **one parent only** due to space limitations
 - During sessions 3 and 4, (March and April) the students attend by themselves and parents attend presentations in the Learning Resource Center located directly across from the kindergarten classrooms.


KinderStart Schedule

- The dates for the sessions are as follows:
 - Friday, January 27th, 2012 (one parent and child)
 - Friday, February 24th, 2012 (one parent and child)
 - Friday, March 30th, 2012 (child only)
 - Friday, April 27th , 2012 (child only)
 - **** *Make up session: Friday, May 25th, 2012***

- 
- Mme Power will talk about the sign up times at the end of meeting. Please note that the times will be the same for all 4 sessions:
 - **9:00 a.m. - 10:00 a.m.**
 - **10:30 a.m. - 11:30 a.m.**
 - **12:30 p.m. - 1:30 p.m.**

A Few Reminders

- Please park in the main parking lot at the front of the building. The office entrance is reserved for office personnel, busses and emergency vehicles.
- Please use the student entrance located at the front of the building. When you enter the building, go up 2 flights of stairs and straight through 2 sets of double doors. There will be signs posted to help you find the classrooms.
- There will be class lists posted outside the classroom doors to help you locate the classroom for your child's session.



KinderStart
Reminders

- Please arrive approximately 5 minutes prior to your session.
- If you have any concerns about your child starting Kindergarten in September please speak to one of the Kindergarten teachers or administration. For example, if your child is a late fall baby you may have some concerns as to whether or not to attend Kindergarten this fall or delay the start date to the following year.
- **SNOW DAY** – If school is cancelled due to inclement weather, the Kinderstart session will also be cancelled. Cancellations will be announced on the radio and posted on the Eastern School District website at www.esdnl.ca and our school website at www.mqp.k12.nf.ca. In the event of a cancellation, the rescheduled KinderStart session will be held on **Friday, May 25th, 2012.**

The Role of the Parents

- The role of the parent or guardian during the KinderStart session is to **observe and interact with your child** and consider the following questions:
 - Do they react appropriately to meeting the teacher?
 - Do they listen when others are speaking?
 - Are they participating?
 - Are they attentive and engaged?
 - Can they cut? Can they trace? Can they print their first name?




Skills to Assist Your Child with His/Her Transition to Kindergarten


- Independence with personal needs/skills (eg. going to the washroom, washing hands, putting on jacket and shoes and manipulating zippers and buttons)
- Knowing how to hold a pencil, crayons, and scissors
- Having effective and courteous listening skills
- Knowing how to wait and take turns without interrupting
- Knowing how to share
- Respecting other people and property

Ways You Can Help At Home

- Ensure your child has a varied and healthy diet.
- Ensure your child gets regular exercise.
- Ensure adequate sleep each night.
- Ensure your child has had a vision and hearing check.
- Establish regular routines – particularly washroom and bedtime routines.
- Teach your child to hang up his/her coat and recognize personal belongings such as boots, gloves, and hat.

- Help your child learn to follow directions. Give one- and two-step directions and see that the task is completed.
- Help your child learn his/her address and telephone number.
- Encourage your child to play with other children and to share toys, take turns, and clean up after playtime.
- Promote school in a positive and enthusiastic way.



- 
- By September students entering Kindergarten should be able to:
 - Print their first name
 - Recognize basic shapes
 - Recognize colors
 - Count forwards to 10
 - Dress themselves
 - Take care of their own personal needs (i.e. going to the washroom...)

The KinderStart Bag

- Items in the KinderStart bag are meant to be **used at home**.
- Your child will receive their bag during the first KinderStart session.
- Please write or have your child write his/her name (in permanent marker) on the KinderStart bag.
- Please **remember** to bring your empty bag to each session.



KinderStart Bag Contents

- Baggie with water color paints, crayons, pencil sharpener, pencil, scissors, glue stick, eraser, and Post-It notes.
- A bag containing plastic farm animals
- One bag of craft sticks (100 sticks)
- Crayola modeling clay, one activity mat, and a rolling pin
- Crayola construction paper (multi-colored)
- Clip Board
- Book: Chicken, Pig, Cow- By Ruth Ohi (plus activity)
- Book: The Handiest Things In The World – By Andrew Clements (plus activity)

- KinderStart journal
 - Children can:
 - Practice printing their name
 - Designing their own home, school, bedroom, building
 - Practice shapes, numbers, letters
 - Use the blank page as an outlet for creative expression and imagination
- *Play Counts – Enjoy mathematics with your child* (math pamphlet for parents of young children)
- Information from the Newfoundland and Labrador Public Libraries Board
- Letter of welcome from the Department of Education
2011 – 2012 KinderStart program

École Mary Queen of Peace School

Student Dress Code



- Students of École Mary Queen of Peace are expected to follow the Eastern District guidelines for appropriate dress.
- They are required to wear clothing that is neat in appearance and suitable for the school environment.
- However, please note that the school colors are navy and white. Parents may opt to dress their children in the school colors as part of their every day dress.
- In fall we place orders for high quality sweatshirts and hoodies embroidered with MQP lettering.

- On Physical Education days:
 - Students should come to school prepared for gym.
 - Students should wear fitness clothing (eg. shorts and track pants and t-shirt)
 - We recommend that students wear Velcro sneakers if possible.
- General footwear for school:
 - Students are asked to leave 1 pair of **inside** footwear at school. We recommend a pair of sneakers to ensure that students will always be prepared for gym classes.
 - Please ensure all footwear is rubber-soled for safety reasons.
 - **Also, please write your child's name on all footwear with a permanent marker to avoid lost or mixed-up of footwear.**

School Supplies:

- For the start of Kindergarten, we ask that you supply the following
- * This may change, however you will receive a letter in June.
 - 2 packages of crayons (8 pack only please)
 - 3 glue sticks
 - 1 white eraser
 - We kindly ask you not to write your child's name on the above supplies as we promote a sharing environment in our classroom where all students share the supplies.



- **Book Bags and Lunch Boxes:**

- Please ensure that book bags are large enough to fit school related work and lunch boxes comfortably.
- If possible, please try to avoid extra large, hard, cumbersome bags.
- Please place your child's snack and juice in a separate lunch box. This will be kept inside their book bag.

- **Washroom Needs:**

- All children should be able to care for their own washroom needs.
- We also recommend that your child to use the washroom before coming to school and/or at snack time.
- You may want to consider including a change of clothing to be left inside your child's book bag in case of an accident.

- 2 groups of students share the classrooms- morning group and afternoon group. To help keep our classrooms organized:
 - We kindly ask that you print your child's name with permanent marker on **everything** (footwear, clothing, book bags, lunch boxes, etc.) with the exception of school supplies.



Signing up for a KinderStart Session



- When you sign up for your child's session, please refer to the following:
- Please do not exceed the given amount of lines for each session on the sign up sheet. (12 students MAX per class).
- Please print clearly so we do not misread or misspell any names when we create our KinderStart group lists and the name tags.
- Once you have signed up for your child's session, please remember to take a **handout** indicating the scheduled times and dates for the 4 KinderStart Sessions.

Helping Us To Know Your Child

- The last page of your handout is entitled: *Helping Us To Know Your Child*. We kindly request that you complete this page and return it on your child's first KinderStart session which will be on Friday, January 27th, 2012.



Bussing Policy

- Detailed information about our bus routes can be found on our school's webpage at:
 - <http://www.mqp.k12.nf.ca/html/pdf/2011busroutes.pdf>




Eligibility

- Bussing is provided to all students in MQP zone unless living within 1.6 km of school.
- There are 6 colour-coded routes.





Bussing Options




- Students can avail of **one bus stop on an assigned bus route.**
- In extenuating circumstances children can avail of a **second stop on an assigned bus route** if it is on a continuous/ regular basis. (e.g. switch in Kindergarten cycle from mornings to afternoons, parent works away for an extended period of time, split families, etc.)

Guidelines For The Transportation of Kindergarten Students

- Kindergarten children will not travel on the school bus for the first several days of school until all routes and stops have been clearly identified.
- Kindergarten children will be accompanied by an adult on the lunchtime run for the first 1-2 days of school to verify bus stops.

- Tags will be attached to the backpacks of Kindergarten children so that the children can be more easily identified by the bus driver.
- Kindergarten children who will be riding the bus are encouraged to avail of this service as soon as possible as directed by the school so that final stops and routes can be confirmed in a timely manner.



- 
- Kindergarten students will be seated at the front of the bus by the teacher loading the busses.
 - Siblings who wish to sit with a Kindergarten child must sit at the front of the bus in the assigned Kindergarten area.

Responsibilities of Kindergarten Parents/Guardians

- Communicate in writing their preferred option for bus drop off.
(Children will not be placed on busses if there is any question or confusion regarding assigned stop. If directions are unclear we will ensure that the child is kept at the school and parents are contacted to provide transportation.)

- Ensure Kindergarten children are met by a responsible adult at the designated bus stop.
(Should no one be at the designated bus stop, the child will be returned to school and the parents/guardians must then make alternate arrangements to have the child picked up.)





- Provide written notification if your Kindergarten student is to be escorted from bus stop by an older sibling.
- Immediately inform the driver if your child does not get off at their designated stop and then should proceed immediately to the school.
- The bus routes and schedules are posted on our website. If there are changes made to the bus routes and/or schedules, the updated version will be posted to our website in August.

École Mary Queen of Peace School

- You can find out more about our school and keep in touch with what is happening by visiting our website:

<http://www.mqp.k12.nf.ca/>



École Mary Queen of Peace School

Remember, children learn best when
schools and home work in a
partnership!

Please do not hesitate to contact us if
you have any concerns at all!

